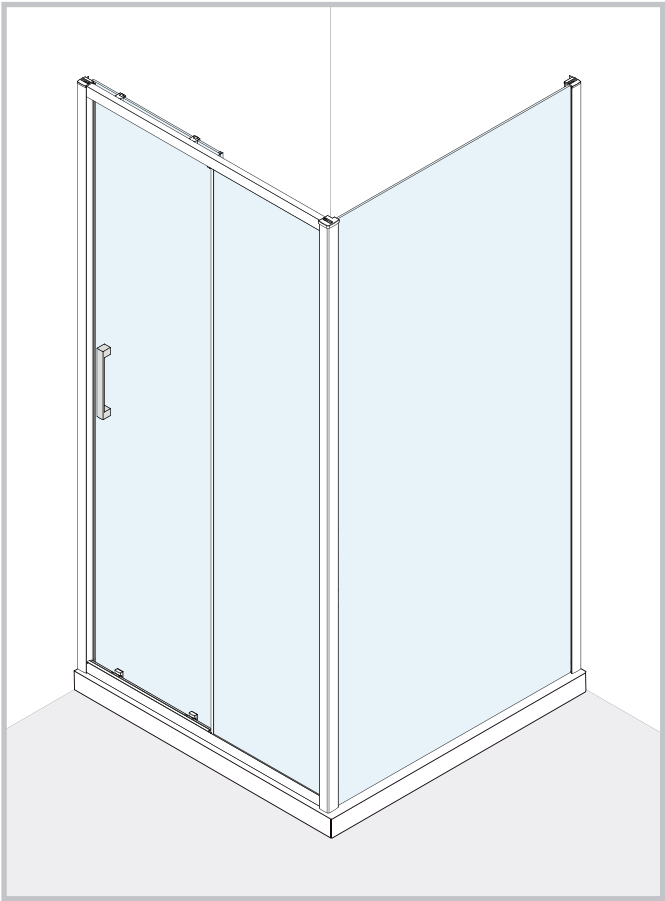
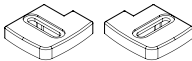



DSSP

Installation Instructions

If you install the product in a way that differs from this manual this will void all warranty. Before installation check that the product meets all your requirements and is not damaged. By proceeding with installation, you accept the condition of the product.



ITEM		Quant.
(B)		1L+1R Pc
(C)	 5X12	1 Pc

